

Do you enjoy the newsletter? We appreciate when you share it with your friends! Bookmark and Share here:



Arizona Gourds

Updates from the desert southwest...



February2016.pdf

Printable PDF File

Fire Mountain Gems & Beads

120,000+ Beads & Jewelry Supplies. Wholesale Discounts & Fast Shipping



Welcome to the March/April issue of the Arizona Gourds newsletter!

The Wuertz festival has come and gone, and it was a great show. I hope that a lot of you got a chance to come this year. The weather was absolutely perfect and the crowds were plentiful. Springtime has already started blossoming in the desert, as you can see from these photos of desert wildflowers. Citrus trees are flowing and the air is heavy with their scent. That means that gourd planting season is upon us - and hopefully will not be too far behind for those of you that live in more northern climates.

I have been busy since the festival ended, and now most items from the website have been restocked. I also had some great classes at the beginning of March, and I am mostly caught up. That means that now I can get outside and start working on some new gourd projects!



PLEASE NOTE: I will be teaching in California the last week of April. Orders on the website will not be shipped out from April 20th - May 2nd.

Class updates

I will be offering "Carving with Cutouts" at the home of Toni Best in Visalia, CA on April 25th, immediately following the Gourds and Basket conference. Please [contact Toni](#) to register. More info on the classes page.

I will be holding classes in both Las Cruces, NM and Albuquerque NM next September. Please contact [Sylvia Hendrickson](#) for info about the Las Cruces classes, (Inlaid Inlay and Closed Coiling, Sept 14-15) and the [New Mexico Gourd Society](#) for info on the Albuquerque classes (Basic Power Carving and Fancy Filigree).

Enter your email address and hit the submit button to join the **class updates notification list**.

Enter Email Address Here

Submit

*Please consider doing some of your online shopping through our Amazon link. ALL Amazon purchases made through site links and the search box help support Arizona Gourds and the Gourd Art Enthusiasts websites, and it costs you nothing extra!

Just type what you are looking for into the search box below. *Can't see the search box? Please disable your ad blocker for the Arizona Gourds domain.



What's new on the [Arizona Gourds website](#)?

New item on the website - **Thunder Drum Springs**. These have a bead already installed on the end of the spring, and are \$4.50 each or 5 for \$20. You will find them on the [Musical Supplies webpage](#). Thanks to *Kathe Stark* for letting me share this photo of her completed thunder drum.

New items on the website - **Magnesite turquoise flying eagle beads**. Nice accent pieces, drilled from top to bottom but also could be inlaid. On the [Inlay Supplies Page](#). Below: **Flat backed large teardrop jasper bead sets** are perfect for inlay, but can also be strung with included small round beads. On the [Earrings and More page](#).





Back after a long absence, small football CARBIDE burs are like a combo ball/cylinder shape with the advantages of both. Carbide burs stay sharp for a long time, the shape lets you get into tight areas. [On the Carving Burs page.](#)

Special Sale: Sets of 10 diamond files are on sale this month! Look for them on the [Hand Tools page.](#)

New Stone Bead Strands on the [Inlay Supplies page.](#)



New project packet now available - "Carving Burs - Selection & Uses". People have been asking for something like this for years. This packet will show you the differences between bur materials, sizes, shapes and what they are best used for. Now available on the [Project Packets page.](#)



Thank you! Your purchases made from Arizona Gourds and from our Amazon links enable us to keep these free newsletters and the Gourd Art Enthusiasts site available. **We sincerely appreciate your business.**

Highlights from the Wuertz Festival

Here are some photos from the festival. Thanks to Jennifer Hershman for sharing some of these. I did get a chance to go through the competition area and really enjoyed seeing some of the beautiful entries.



Early morning on the first day of the festival, before everyone arrived. The weather was perfect! The Wuertz family does a fantastic job of setting up cute displays all around the fairgrounds for people to enjoy. It's a kids (and adult) friendly atmosphere.






Our final booth was a success! Everett has a big smile on his face because he knows he won't have to work this hard again next year! (I hope to teach more classes instead.)



Above: There were quite a few youth entries in the competition this year. The rest of the photos are just some pieces that caught my eye as I quickly ran through the competition area.





"Like" Arizona Gourds on Facebook to get special offers, up to the minute news about new products and classes, and other gourding updates. (Just a note - I don't add gourd friends on my personal page, I save that for family and non-gourding friends.)

NEW GROUP on Facebook - "Gourding Destash". This is the place to sell your used gourd tools and excess supplies. No fees to sell your surplus supplies and raw gourds.

Follow us on 

Like You and 7,092 others like this.



The [Gourd Art Enthusiasts site](http://www.gourdartenthusiasts.com) has about 4825 members, with gourd enthusiasts from all over the world! Membership is free and easy. The site also has state groups, event listings, a Q&A forum and a chat feature.

[Check out our GAE T-Shirt designs!](#)

Arizona Gourds Newsletter Index
 See all our old newsletters from the past 9 years!
 Articles and Tips are indexed.
[Newsletter Index](#)

Reader's Mailbox

Hi Bonnie, This is my latest gourd. I used the [heishi](#) and [concho](#) I got from you. **Becky Anthony - TX**

Kathy Lawson of California brought this gourd to a recent class to show me the project she had done after reading the Carving with Cutouts and Filigree [Project packets](#). I think she did a fantastic job!

Below: Floral Fantasy classes - Just a few photos of gourds in progress at our recent classes. This was a 2 day workshop.



Tip of the Month: Non-Slip Work Apron

At a recent class, several people had problems with their gourds slipping off of their laps while they were cleaning or carving their gourds. One solution is to keep a piece of rubberized shelf liner handy so that you can place it in your lap as needed. Another solution that works really well is to simply sew a large sheet of this material onto the front of your apron! That way you always have your non-slip surface handy without searching for it.

Featured Gourd of the Month:


"Pueblo Canteen"
 Canteen gourd with removeable lid, basswood, leather, turquoise and acrylic paints.

Featured Books:



© 2015 Bonnie Gibson


Photos and design copyright © 2016 by Bonnie Gibson and may not be used without express written permission.




[Big Book of Pyrography Projects](#)



[Creating Wall Pockets](#)



[The Art and Craft of Pyrography](#)



[Handbook of Cucurbits](#)

Thanks for checking out the latest news! Feel free to pass the newsletter link along to your friends.
<http://www.arizonagourds.com/March-April2016.html>

Not receiving the newsletter? **Join the newsletter mailing list on the [Arizona Gourds home page](#).**

If you are receiving duplicate mailings, or want to unsubscribe from the newsletter list, please send me an [email](#).

Creating Wall Pockets is a new release by Sammie Crawford. It is available for preorder and will be released this month!

The Big Book of Pyrography Projects is a compilation from the best articles of Pyrography Magazine. This is a publication that has been very supportive of gourd artists and there are some gourd articles inside as well as on the cover!

Lora Irish is a well known author of several carving and woodburning books. This is one of her older books and is available for a very reasonable price. All of her books are very well done and include instructions and patterns.


The final book, *Handbook of Cucurbits*, is going to be out of the price range for most people, but it's definitely worth noting. This is a scholarly book by a professor of agronomy at the University of Arizona in Tucson.

Note: Not getting the emailed notices about the newsletters? It is probably going to your spam folder! YOU ONLY NEED TO SIGN UP ONCE.

***The current issue is always available from our home page.**

***Want to see my listing of top gourd books? Here is my ["Listmania" listing on Amazon](#)**

Recommend This Site



(Click on book cover for ordering information.)

Gourds with Southwestern Motifs by Bonnie Gibson

Out of Print - some copies still available through Amazon and they are at a reduced price.



You can use this Amazon search box link to find all kinds of books and other products. Amazon purchases made through the links on this website help to support this site.

***Please visit the book page links shown at right to view collections of related titles. Each topic includes a variety of suggested books about each subject.**

- Gourds - General
- Patterns and Designs
- Gourds - Misc.
- Musical Instruments
- Pyrography Books
- Carving Books
- Weaving
- Decorative Painting

Arizona Gourds HOME

Newsletter Index - article and tip
index from all the past newsletters

[Newsletter Index](#)

I often get questions about shipping costs that are added to shopping cart sales. To clarify things, I've added a new page to the website, [Shipping Policies](#).

I am using a no-frills shopping cart program that has limitations and little flexibility. By not paying for expensive software, I can offer you lower prices on the website merchandise. **I'm not looking to make a profit on shipping; if you order lightweight items you will likely get a refund or some freebies to make up for it.** Please take a minute to look at the shipping policies page for clarification and explanation of how things work. If you ever have any questions, please feel free to email me directly. I value your business!

[Home](#) [Amazon Search](#) [Site Map](#) [About the Artist](#) [Classes](#)
[Links](#) [Gourd Art for Sale](#) [Gourd Books](#) [Project Packets](#) [Drum & Musical](#)
[Bone Beads](#) [Special Embellishments](#) [Earrings & More](#) [Glass Supplies](#) [Inlay Supplies](#)
[Metals](#) [Misc Supplies](#) [Patina Paints](#) [Apoxie Sculpt](#) [Glues and Adhesives](#)
[Tools](#) [Woodburners](#) [Mini Saws](#) [Carving Burs](#) [Freedom Tools](#)
[Rotary Tool Accessories](#) [Micro-Pro Carver](#) [High Speed Air Tools](#) [High Speed Dental Burs](#) [Tutorial - Carving/ Inlay](#)
[Tutorial - Drum Making](#) [Tutorial - Lids](#) [Tutorial - E B Ornament](#) [Tutorial - Resin Inlay](#) [Tutorial - Candle Holder](#)
[Tutorial - Gold Leaf](#) [Tutorial - Luffa Gourd Soap](#) [Tutorial - Step by Step](#) [Tutorial - Photography Tips](#) [Tutorial - Workspace](#)
[Tutorial -Yerba Mate](#) [Images - Gallery A](#) [Images - Gallery B](#) [Gourd Puzzles](#) [Images - Before and After](#)
[Images - Gourd Magic](#) [Newsletter Index](#) [Shipping Policies](#)

0001

