

Do you enjoy the newsletter? We appreciate when you share it with your friends! Bookmark and Share here:



Arizona Gourds

September updates from the desert southwest...

Printable PDF File

Free Foreclosure Listings

[BankForeclosuresListin...](#)
Search
Foreclosures by Zip Code. View Foreclosures for Sale Now!

Art Supplies

[www.JervysArtarama.com](#)
Enormous Selection of Art Supplies! Easy to Find. Save Up To 80%

Sherwin Williams Deals

[www.ShopAtHome.com...](#)
Coupons for Sherwin Williams. Huge Savings on Sherwin Williams!

Craft Show Listings 2012

[www.craftmasteernews.com](#)
For Vendors, Artists and Crafters. Sell & Search by Date, Zip & State

Welcome to the September issue of the Arizona Gourds newsletter!

August was another quiet month, but I did enjoy a trip to Colorado Springs where we had 3 days of gourdng workshops. It was my first trip to teach in Colorado, and a good chance for gourders in that state to get together and perhaps provide the impetus for a new state chapter in the AGS! A special thanks to Merle Dallison for hosting this workshop, and to all the participants - who came from Colorado, California, New Mexico and Florida!



Working on Filigree Carving



One of the husbands brought this to our Sunday night potluck dinner!

***Important Notice: We will not be shipping from September 12 to the 17th, and shipping will be a bit delayed for most of the rest of the month. I am getting a new bionic hip as soon as I return from the Michigan Gourd festival, and I am not sure how quickly I will be able to pack and ship orders after the surgery.** Arizona Gourds is solely operated by one person (me!) and I appreciate your understanding while I recuperate. As much as I am physically able, I will send out your orders just as fast as I can. *You might want to place your order early in September if you know you'll need something!*

In addition, the October newsletter may be delayed or omitted. I'll just have to see how long I'm able to sit at a computer. ;)

*Join the class updates list to receive advance notice of upcoming classes. Get the news first and have the best chance for popular classes!



Join The Class updates List

Search Now:



Search New and Used
[amazon.com.](#)

Update: Gourd Classes

I'll be teaching at the Michigan Festival of Gourds, September 14-16. Classes and details are now posted on the [festival site](#). *Sign up for the class updates list to the left if you want to get advance notice of all classes.

Wuertz Gourd Festival classes will be posted early this fall - be sure to sign up for the class notice list if you want to hear about registration details. (I hear that registration will be handled online this year!)

What's new on the [Arizona Gourds website?](#)

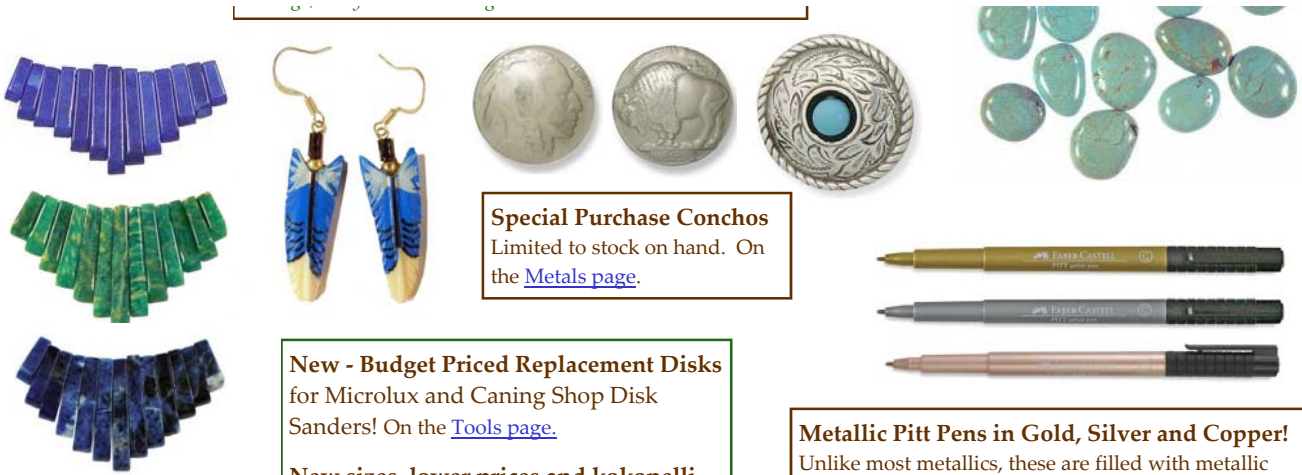
***ALL Amazon purchases made through site links and the search box help support Arizona Gourds and the Gourd Art Enthusiasts websites, and it costs you nothing extra!**

New! Blue Jay bone feather earrings and new colors of Stone Fans on the [Bone Beads and Embellishments page!](#)

**How have you used the small stone fans? Please send us photos and we'll share them here! They make great necklaces on gourd dolls, attractive focal embellishments on gourd rims and more. Think creatively - turn them upside down to create gourd doll headdresses, or take them apart and use the stones individually for earrings, inlay or mosaic designs!*

New freeform magnesite dyed cabochons! Real stone with natural markings. Inexpensive, and look great! Check out our available inventory of cabochons on the [Inlay Supplies page](#).





Special Purchase Conchos
 Limited to stock on hand. On the [Metals page](#).

New - Budget Priced Replacement Disks
 for Microlux and Caning Shop Disk Sanders! On the [Tools page](#).

New sizes, lower prices and kokopelli design jewelry bails on the [Glass page](#).



Metallic Pitt Pens in Gold, Silver and Copper!
 Unlike most metallics, these are filled with metallic india ink, and won't bleed, fade or run when sprayed with solvents. On the [Kits and Displays page](#).

Feature - Gourding A to Z

This month, readers share gourds of the alphabet! Thanks to all who participated - I couldn't use all of them since we had multiple submissions for the same letter, but I'll save your photos and maybe we'll have another try at the gourd alphabet again sometime.

A is for Apple - Gourd by Darlene Propp of California



B is for Beaded - Gourds by Dusti Lockey of Texas



C is for Carving - Gourd by Phyllis Sickles of Arizona



D is for Dog- Gourd by Ibbly Greer of Virginia



E is for Elephant - Gourd by Patricia Barcita of Virginia



F is for Feather - Gourd scrap carvings by Jan Kaplan of Arizona



H is for Heron - Gourd by Richard Wessels of Texas

G is for Grapes - Gourd clock and votive holder by June Johnson of Florida



I is for Inlay - Gourd with inlaid seed beads by Kathe Stark of New Mexico

J is for Judaica - Gourds by Sue Berger of California



K is for Koi - Gourd by Valerie Martinell of California



M is for Masks - Gourd mask wallhanging by Barbara Wolters of New Mexico. Made in a workshop given by Robert Rivera.



O is for Owl - Gourd owls by Bill Decker of Missouri



P is for Pitcher - Gourd pitcher by Rhonda Kesner of Kansas



Q is for Quiver - Gourd quiver by Betty Banks of Oklahoma



R is for Rattle - Gourd rattle by Karen Phillips of Arizona



S is for Snake - Snakecharmer Gourd made by Barbara Marshall of California



L is for Lizard - Gourd by Rhonda Kesner of Kansas



N is for Nightlight - Gourd nightlight by Linda Ashmore of Missouri





T is for Teapot - Gourd teapot made by Joan Clinton of Florida



U is for Unicorn - Gourd by Lorraine Wilcox of California



V is for Votive - Gourd Votive holders by Diane Bruder of Michigan



W is for weaving - Gourd by Martha Evans of Texas- done in a weaving workshop with Suzi Nonn



X is for Xmas - Gourd Santa by Katherine Bixby

Y is for Yucca - Gourd by Connie Fox of Texas



Z is for Zendoodle - Gourd



2012 AZ Gourd Show
jewelry by Jane Weller of Ohio



Thanks to ALL of the artists for generously sharing their photos! I hope we can do this again with some of the extra photos that were sent in.



The [Gourd Art Enthusiasts site](http://www.arizonagourds.com) continues to grow! We have about **2800 members**, with gourd enthusiasts from all over the world! Membership is free and easy. The site also has state groups, event listings, a Q&A forum and a chat feature if you need an quick answer to a gourdning question! [Check out our two great new GAE T-Shirt designs!](#)


[Share our Newsletter on your Facebook page!](#)




"Like" Arizona Gourds on Facebook to get special offers, up to the minute news about new products and classes, and other gourdning updates. (Just a note - I don't add gourd friends on my personal page, I save that for family and non-gourdning friends.)

Special Feature - Art by Jennifer Stewart Benedict

Last month, I shared a couple of photos of AKC Dog trophies, made by Jennifer Stewart of California. Jennifer is a talented artist who primarily does animal and nature art, and paints on a variety of surfaces, including gourds. The trophy gourd shown in the newsletter last month was one of 25 pieces that were pyroengraved and painted for the event! Since creating those gourd trophies a few years ago, Jennifer had been commissioned to do other trophy series, including anywhere from 1-50 individual pieces. Most of these are for dog shows and horse shows, but she also does one of a kind commissions for individuals as well. Jennifer's work ranges from paintings to sculpture, using mediums including gourds, metal, ceramic and more.



Above: Gourd with pyrography and painting - detail photo to right.



Mixed Media
Elephant
sculptures





Irish Setter Art Deco - Ceramic Trophy vase



Above: Ceramic Horse Trophy



Above: "Simple Pleasures" Life size sculpture, Belgian Tervuren. Detail shot shown above left.



Right: "Snitch and his Duckies" Gourd

Left - Jennifer Stewart at work, sculpting in clay.

All photos and artwork are copyrighted by Jennifer Stewart and registered with the Library of Congress. **Please do not copy.**


Jennifer's website is: <http://www.artforanimallovers.com/>
Many thanks to Jennifer for allowing me to share her photos and her beautiful art.



Reader's Mailbag

Here is a pic of my latest gourd. I would have liked to undercut the leaves but the gourd didn't look too thick when I started it. **Madonna Watermon - MO**





Reader's Mailbag

Finally got my last gourd finished from your Missouri retreat. I just wanted to tell you how much I enjoyed it, and I will definitely continue to work on the skills as I still have a way to go before I'm happy with my finished product. However, it is exciting to see my gourd completed. Thanks again for being such a great inspiration.

Barb Janes - MO *Madonna and Barb took my carving classes in Missouri last June - I think they both did a great job!

Tip of the Month: Painting Aid

Gloria Christian of Alabama recently shared this simple painting tip: "When painting a tall gourd and a paintbrush does not reach the bottom, I use a drinking straw to extend the brush handle. Larger handled paintbrushes will fit into a straw snugly and this will give you several more inches of length to work with." You can visit Gloria's [facebook page](#) or her [website](#).

*Many thanks to Gloria for sharing her tip. * Do you have any helpful tips? We'd love to share them with our readers, and we'll be sure to give you proper credit. Please send them to: bonnie@arizonagourds.com.*

Featured Gourd of the Month:

"Chalice"

Carved and embellished gourd. This was created with a repurposed metal base, hardwood lid and handturned finial, and magnesite cabochons




All photos and designs copyright © 2012 by Bonnie Gibson and may not be used without express written permission.

Thanks for checking out the latest news! Feel free to pass the newsletter link along to your friends. <http://www.arizonagourds.com/September2012.html>


Not receiving the newsletter? You can join the newsletter mailing list by clicking on the envelope icon. If you are receiving duplicate mailings, or want to unsubscribe from the newsletter list, please send me an [email](#).

Note: Not getting the email notices about the newsletters? Please check your spam folder near the end of each month and add


Featured Books of the Month:



[Creative Woodburning](#)




[Relief Carving](#)




[The Art of Drawing Animals](#)



[Cloth, Paper, Scissors Magazine](#)



[A Gourd Fiddle](#)



[Gourd and Brains](#)

The top three books are good technique/pattern books for those that are inspired to do woodburning, carving and animal designs.

Newsletter reader Paula Ferrell of Illinois recommends "**Cloth, Paper, Scissors**" magazine. She says there is always something inspirational in each issue to apply to gourds.

The last two items are a bit of gourd themed curiosities - these are books from the early part of the century, that have been republished by a company that tries to keep historic books in print. The **Gourd Fiddle** is a story from 1904, written in the style of Br'er Rabbit tales, and has some quite interesting illustrations, while **Gourd and Brains** is an essay (with a bit of tongue in cheek) on brain power. Perhaps this author was one of the earliest "gourdheads"?

From "A Gourd Fiddle"



[Want to see my listing of top gourd books? Here is my](#)

our address to your "safe senders" list.
Many emails bounce each month due to
spam blockers.

If your email address changes, just sign up again with your
new address - no need to email me the change, as I purge
non-working addresses monthly.



[Click here to join
our newsletter
mailing list](#)

[Recommend This Site](#)

["Listmania" listing on Amazon](#)



You can use this Amazon search box link to
find all kinds of books and other products. I
appreciate those of you that do so; Amazon
purchases made through the links on this
website help to support this site.



(Click on book cover for
ordering information.)

**Gourds Southwest Gourd
Techniques & Projects from
Simple to Sophisticated**
by Bonnie Gibson

The hardcover edition is now
OUT OF PRINT!
I still have some on hand, but
supplies are limited. Last chance
to get a copy before they are gone!

**Please visit the book page links
shown at right to view
collections of related titles.
Each topic includes a variety of
suggested books about each
subject.*



- Gourds - General
- Patterns and Designs
- Gourds - Misc.
- Musical Instruments
- Pyrography Books
- Carving Books
- Weaving
- Decorative Painting

[Arizona Gourds HOME](#)

Newsletter Index - article and
tip index from all the past
newsletters
[Newsletter Index](#)

- [Home](#) [Amazon Search](#) [Site Map](#) [About the Artist](#)
- [Classes](#) [Links](#) [Gourd Art for Sale](#) [Gourd Books](#)
- [Project Packets](#) [Drum & Musical](#) [Bone Beads](#) [Special Embellishments](#)
- [Glass Supplies](#) [Inlay Supplies](#) [Metals](#) [Misc Supplies](#)
- [Patina Paints](#) [Tools](#) [Woodburners](#) [Mini Saws](#)
- [Carving Burs](#) [Foredom Tools](#) [Rotary Tool Accessories](#) [High Speed Air Tools](#)
- [High Speed Dental Burs](#) [Tutorial - Carving/ Inlay](#) [Tutorial - Drum Making](#) [Tutorial - Lids](#)
- [Tutorial - E B Ornament](#) [Tutorial - Resin Inlay](#) [Tutorial - Candle Holder](#) [Tutorial - Gold Leaf](#)
- [Tutorial - Luffa Gourd Soap](#) [Tutorial - Step by Step](#) [Tutorial - Photography Tips](#) [Tutorial - Workspace](#)
- [Tutorial - Yerba Mate](#) [Images - Gallery A](#) [Images - Gallery B](#) [Gourd Puzzles](#)
- [Images - Before and After](#) [Images - Gourd Magic](#) [Newsletter Index](#)

0004