

Do you enjoy the newsletter? We appreciate when you share it with your friends! Bookmark and Share here:

Share



# Arizona Gourds

Updates from the desert southwest...

Printable PDF File

## Welcome to the May/June issue of the Arizona Gourds newsletter!

April and May are usually busy months for me. This year, I taught 2 different 3 day retreats in Temecula, CA, and now I am heading up to the Pacific Northwest for classes. It's a great chance to meet up with new and old gourd friends and to share our common passion of gourds!



### Class updates

**3 day gourd retreat in Page, Arizona October 21st - 23rd.** Information on the classes page. Please contact Marcia Krickhahn at [marciakrick@hotmail.com](mailto:marciakrick@hotmail.com) to register. Retreat will be a hummingbird gourd project and the Native Treasures gourd project. **NOTE:** This is an all inclusive retreat with lodging, food, gourds and instruction for an extremely low package price, plus, if you have never been to Page, you'll be amazed by the gorgeous location and things to see and do in the area. **Almost sold out!**

I will be teaching classes in New Mexico and Colorado in September. Details are being finalized. Watch for postings about them on the classes page of the website. Classes will be in Las Cruces, Albuquerque, and Colorado Springs.

Enter your email address into the text box, and hit the submit button to join the **class updates notification list.**

Submit

**\*Please consider doing some of your online shopping through our Amazon link. ALL Amazon purchases made through site links and the search box help support Arizona Gourds and the Gourd Art Enthusiasts websites, and it costs you nothing extra!**

**Just type what you are looking for into the search box below. \*Can't see the search box? Please disable your ad blocker for the Arizona Gourds domain.**

Search Now:

Search New and Used [amazon.com](http://amazon.com).

## What's new on the [Arizona Gourds](http://arizonagourds.com) website?

**New to the website** - Plastic applicators with 10 different sized fine tips for glues and liquids. I haven't had a chance to try it yet - but I picture using the finer tips for very fine line drawings with dyes or inks. On the [Glues and More page](#).

**NEW - Saburr Tooth Inverted cone bur.** This bur was a special request I asked for and now it is finally available! This inverted cone has a slightly greater flare and a shorter head than the dovetail bur. The wider angle is perfect for ripples, faux basketry and any place you want an angled cut. It has a safe end so you can cut cleanly up to borders and edges. On the [Carving Burs page](#).



**New** - Handmade inlaid shell cabochons with bird motifs. Each one is different since they are all handcut from mother of pearl shell. Flat on the back for easy inlaying into your gourd project. On the [Inlay Supplies page](#). Special purchase - limited to stock on hand.



I am proud to announce the 2nd edition of *The Go To Book for Crafting with Gourds* is now available. The book has changed a bit - including a new lower cover price! Also, it now has an added "Filigree Carving" chapter, and an updated gallery section with newer work. (The original edition received nothing but 5 star reviews on Amazon.) Gourds with Southwestern Motifs [on Amazon.com](http://www.amazon.com)

**Thank you!** Your purchases made from Arizona Gourds and from our Amazon links enable us to keep these free newsletters and the Gourd Art Enthusiasts site available. We sincerely appreciate your business.

**Arizona Gourds Newsletter Index**  
See all our old newsletters from the past 10 years! Articles and Tips are indexed.  
[Newsletter Index](#)

### Feature: Basketry Exhibit at the Arizona State Museum

Like many other gourders, I enjoy basketry because gourds and baskets just naturally seem to go together! Here in the southwest, we have many indigenous cultures where basketry plays a very important part (as do gourds!) The Arizona State Museum at the University of Arizona recently opened a wonderful exhibit featuring basketry, and in conjunction with the opening, many native weavers were on hand to demonstrate, show and sell their work. They also performed a traditional basket dance accompanied by gourd rattles and song. If you are ever in the area, the exhibit is well worth a visit.



During the Basket dance, the men sang and played gourd rattles.



Left: Alberta Selena of the Hopi tribe demonstrates closed coil weaving with traditional yucca and other native plants and dyes.

Below: Traditional weaving and gourds by Royce Manuel of the Maricopa tribe. He also makes burden baskets.



Turtles made from gourd shards and yucca and devil's claw weaving.

Left: Gourds and weaving are combined beautifully by Tohono O'odham weaver Terrol Dew Johnson. Terrol's work has been featured in many publications and museums. Of course since he uses gourds, it's easy to gravitate to those pieces.



Right: I told myself I wasn't going to buy anything, but I couldn't help myself and came home with this incredibly well done turtle basket by Hopi artist, Kathryn Kooyahoema.

Left: Beautiful butterfly basket woven by Rose Ann Whiskers, Southern Paiute tribe, from Tuba City, Arizona. Photo by Glenn White.



Some photos from the exhibition inside the museum. On the left, an innovative two glass sided display allows visitors to see inside the "vault" where they store the baskets that are not currently featured in the display. The photo below that shows the pottery vault.



Because of the special event, we were allowed to visit the usually off limits conservation room. On display was a pot that was being restored from shards. The museum has an equally extensive display of native prehistoric and contemporary potter as well as baskets.



"Like" Arizona Gourds on Facebook to get special offers, up to the minute news about new products and classes, and other gourding updates. (Just a note - I don't add gourd friends on my personal page, I save that for family and non-gourding friends.)

**\*NEW GROUP on Facebook - "Gourding Destash". This is the place to sell your used gourd tools and excess supplies. No fees to sell your surplus supplies and raw gourds.\***



The [Gourd Art Enthusiasts site](#) has about 5325 members, with gourd enthusiasts from all over the world! The site also has state groups, event listings, a Q&A forum and a chat feature. **NOTE: it is time to reassess whether to keep this site alive another year. Do you use the page?**


Follow us on 

8.8K people like this.  to see what your friends like.

### Temecula Classes

I recently had two 3-day gourd workshops in Temecula, where the weather and location were both perfect! This year, after watching tons of hot air balloons floating by our class, I even made time to take a ride myself - as did a couple of the students after they heard how much fun I had!





Added Handles, I  
From right to left:  
Curwick, Caroline

**Tip of the Month: Kraft Tex**

While at the recent Temecula retreat, our hostess, Rosie Brainerd, showed us a new product that she was having fun with. The material is called "kraft tex", and it is a paper product that feels like leather and is strong like cloth. Rosie has an embroidery machine, and she showed us some lovely pieces she had stitched on the material. Rather than leave it as it comes, she actually washes it to give it a bit of character - it gets some wrinkles that make it look like aged leather.

Rosie also made a gourd with a piece she embroidered with a horse design. After washing, she distressed it further by cutting and burning, and then attached it to the gourd with decorative tacks.

Click on the two photos to the right to see the book and material on Amazon.







**Featured Gourd of the Month:  
"Looking Westward"**

This gourd mask has carved faux leathertooling, faux stitching, and faux painted turquoise. The feathers are pheasant, turkey and macaw. It has a large carved bone feather earring accent.


**Featured Books:**



[Southwestern Indian Baskets](#)



[Hopi Basket Weaving](#)



[Indian Basket Weaving](#)




© 2017 Bonnie Gibson



[Indian Basket Weaving](#)



[Creating Western Floral Designs](#)



[Sheridan Style Carving](#)

are just eye candy, ...tions for weaving.

The leather tooling pattern books are a bit pricey, but if you like this look, these are really good resources.

ass the  
nl  
ing list  
bscribe

\*Want to see my listing of top gourd books? Here is my ["Listmania" listing on Amazon](#)



You can use this Amazon search box link to find all kinds of books and other products. Amazon purchases made through the links on this website help to support this site.

he m  
folder. **YOU ONLY NEED TO SIGN UP ONCE.**  
\*The current issue is always available from our home page.

[Recommend This Site](#)

[Arizona Gourds HOME](#)

Newsletter Index - article and tip index from all the past newsletters  
[Newsletter Index](#)

*\*Please visit the book page links shown at right to view collections of related titles. Each topic includes a variety of suggested books about each subject.*

- Gourds - General
- Patterns and Designs
- Gourds - Misc.
- Musical Instruments
- Pyrography Books
- Carving Books
- Weaving
- Decorative Painting

I often get questions about shipping costs that are added to shopping cart sales. To clarify things, I've added a new page to the website, [Shipping Policies](#).

I am using a no-frills shopping cart program that has limitations and little flexibility. By not paying for expensive software, I can offer you lower prices on the website merchandise. **I'm not looking to make a profit on shipping; if you order lightweight items you will likely get a refund or some freebies to make up for it.** Please take a minute to look at the shipping policies page for clarification and explanation of how things work. If you ever have any questions, please feel free to email me directly. I value your business!

- [Home](#) [Amazon Search](#) [Site Map](#) [About the Artist](#) [Classes](#)
- [Links](#) [Gourd Art for Sale](#) [Gourd Books](#) [Project Packets](#) [Drum & Musical](#)
- [Bone Beads](#) [Special Embellishments](#) [Earrings & More](#) [Glass Supplies](#) [Inlay Supplies](#)
- [Metals](#) [Misc Supplies](#) [Patina Paints](#) [Apoxie Sculpt](#) [Glues and Adhesives](#)
- [Tools](#) [Woodburners](#) [Mini Saws](#) [Carving Burs](#) [Foredom Tools](#)
- [Rotary Tool Accessories](#) [Micro-Pro Carver](#) [High Speed Air Tools](#) [High Speed Dental Burs](#) [Tutorial - Carving/ Inlay](#)
- [Tutorial - Drum Making](#) [Tutorial - Lids](#) [Tutorial - E B Ornament](#) [Tutorial - Resin Inlay](#) [Tutorial - Candle Holder](#)
- [Tutorial - Gold Leaf](#) [Tutorial - Luffa Gourd Soap](#) [Tutorial - Step by Step](#) [Tutorial - Photography Tips](#) [Tutorial - Workspace](#)
- [Tutorial -Yerba Mate](#) [Gourd Puzzles](#) [Images - Before and After](#) [Images - Gourd Magic](#) [Newsletter Index](#)
- [Shipping Policies](#)

0003

